



Quick Guide v.3.

TouchScale / K-Scale





Quick guide

TouchScale / K-Scale

The K-Scale and TouchScale menu's principle is to facilitate the interaction between the user and the scale, taking advantage of the visual power of the 15-inch screens and intuitively showing the multiple possibilities that the weighing equipment has.

The application will provide you the information and ability to immediately edit the database of products, sales, inventory, listings, the marketing tools integrated into your scales such as playlists, videos and images or tracking loyalty points for customers, among others.

Thanks to the ease of access to information on the scale, the application is characterized by attractive and simple menus and submenus, which allow you to program and configure this powerful tool intuitively.

This quick guide will be useful to know the different functions that the application makes available to you, as well as the different levels of information of the scale with which you can familiarize in a simple and fast way.

The PC scale is constantly evolving, expanding its functionalities continuously, so this guide may differ in small details from the version you are operating with. Consult us for more information.





HOME

Home screen, here you can manage the shortcuts that will be displayed and you can navigate between the different screens using the buttons on the left.



TOTALS

Sales reports, billing, data export and deletion.



PROGRAM

Manage scale information: counters, families, vendors, barcodes, stock and more options.



CONFIGURATION

Scale settings, appearance, advertising, scale database, user and license management.



SCALE NETWORK

Scale network data, network management and communications.



Scale information, version, etc.



Turn off



HOME



Scale network information, Date and Time




Shortcuts


Set shortcuts in a personalized way, adapt the home screen to your liking. These shortcuts are independent for each form of sale. By default, the following shortcuts are displayed:

- Items
- Items price
- Item offers
- Labeling reports
- Automatic cash
- Backup


QUICK ACCESS TO THE "CLASSIC" MENU OF THE SCALE



TEAMVIEWER




USER SWITCH




ENCASE



SELECTION FORM OF SALE



WIZARD



QUICK GUIDE



TARES / SCRIPTS

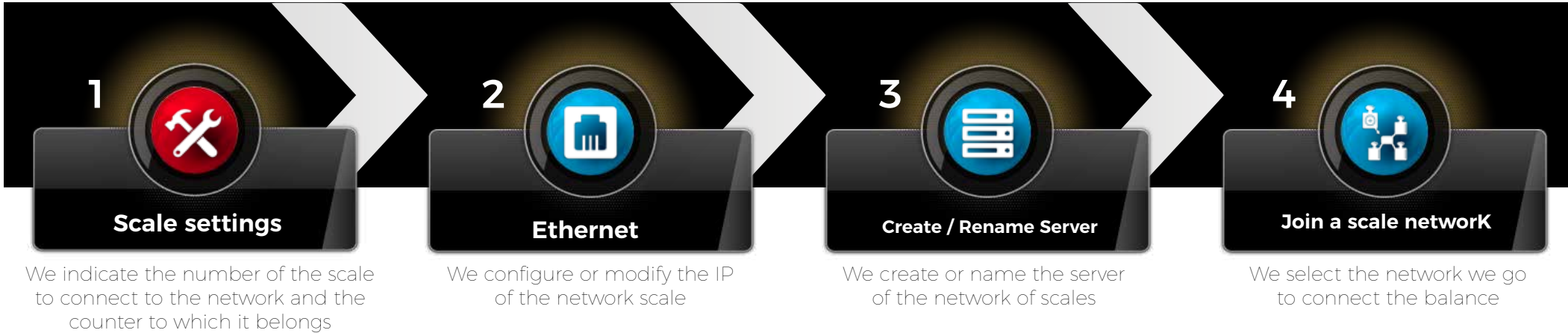
WIZARD



Set-up a single scale in 5 steps



Set-up a scales network in 4 steps



MENU STRUCTURE



TOTALS

REPORTS

Sales reports
Labeling reports
Lists selector
Billings
CSV Export
Ticket export

DELETING

Clear tickets
Clear packet labels
Clear stock and inventory table
Clear daily tickets
Clear self service labels
Clear shop order

PROGRAM

PROGRAM

Counters
Families of items
Items
Items price
Price rates
Item offers
Quality levels
VATs

OTHER OPTIONS

Vendors
Customers
Customer order
Sections of items
PLU Keys
Codified tares
Methods of payment

BARCODE

EAN13
Code128
QR
EAN128

STOCK

Stock control
Inventory
Shrinkage
Shop Order

TRACEABILITY

Bovine
Extended generic
Nutrition cards

MORE

Shortcuts
Quick sale keys
OverUnder levels
Ticket marks

CONFIGURATION

SETTINGS

Scale settings
Numbering
Working mode maintenance
Working settings
Loyalty points

AUTOMATION

Scheduler
Update application
Scripts

APPEARANCE

Appereance
Colors
Sound
Language
Date and time

ADVERTISING / TEXTS

Company identification & text
Advertising
Advertisement playlists

DATABASE

Save backup
Reset backup
Restore backup

DEVICES

Printers
Automatic turn
Automatic cash
Payment card
Operative add-ons

USERS

Users
Default users selection
User switch

ADDONS

Add-on licenses
Fiscal register

WEIGHT CONFIGURATION

Weight calibration
Weight configuration
Weight verification
Scale serial number

DATALOGGER

Datalogger
Technical service

SCALE NETWORK

SCALE NETWORK

Ethernet
Join to network
Own scale network
Copy database
Make / rename server
Unjoin from network
Explore
Communications





TOTALS

TOTALS



REPORTS



Sales reports



Billings



Labeling reports



CSV Export



Lists selector



Ticket export

DELETING



Clear tickets



Clear daily tickets



Clear packet labels



Clear self service labels



Clear stock and
inventory table











Clear shop order










PROGRAM







PROGRAM

-  Counters
-  Families of items
-  Items
-  Items price
-  Price rates
-  Item offers
-  Quality levels
-  VATs

OTHER OPTIONS

-  Vendors
-  Customers
-  Customer order
-  Sections of items
-  PLU Keys
-  Codified tares
-  Methods of payment




BARCODE

-  EAN13
-  Code128
-  QR
-  EAN128





STOCK

-  Stock control
-  Inventory
-  Shrinkage
-  Shop Order

TRACEABILITY

-  Bovine
-  Extended generic
-  Nutrition cards

MORE

-  Shortcuts
-  Quick sale keys
-  OverUnder levels
-  Ticket marks

PROGRAM



CONFIGURATION

1 / 2



SETTINGS



Scale settings



Numbering



Working mode
maintenance



Working settings



Loyalty points

APPEARANCE



Appereance



Colors



Sound



Language



Date and
time

DATABASE



Save backup



Reset backup



Restore backup

USERS



Users



Default users
selection



User switch

DEVICES



Printers



Automatic turn



Automatic cash



Payment card



Operative add-ons

ADDONS



Add-on licenses



Fiscal register

AUTOMATION



Scheduler



Update
application



Scripts

ADVERTISING / TEXTS



Company
identification & text



Advertising



Advertisement playlists

CONFIGURATION



P. 2
CONFIGURATION



CONFIGURATION

2 / 2



WEIGHT CONFIGURATION



Weight calibration



Weight configuration



Weight verification



Scale serial number

DATALOGGER



Datalogger



Technical service



P. 1
CONFIGURATION

SCALE NETWORK



SCALE NETWORK



Ethernet



Make / rename server



Join to network



Unjoin from network



Own scale network



Explore



Copy database



Communications





MADRID

C/Punto Net, 3
Parque Tecnológico TECNOALCALÁ
28805 Alcalá de Henares Madrid
Telf. +34 91 830 46 16
Fax. +34 91 830 58 64
info@grupoepelsa.com

BARCELONA / Berga

Sant Bartomeu, 106-109
Pol.Ind. La Validan
08600 Berga (Barcelona)
Telf. +34 93 822 13 33
Fax. +34 93 821 22 34
info@grupoepelsa.com

BARCELONA / Cornellá de Llobregat

Passeig del Ferrocarrils Catalans, 117.
3ª Planta, Oficina 25
08940 Cornellá de Llobregat (Barcelona)
Telf. +34 93 654 62 12
Fax. +34 93 654 54 53
info@grupoepelsa.com

SEVILLA

Pol. Industrial La Red
Calle 25 Nave 16
41500 Alcala de Guadaira (Sevilla).
Telf. +34 95 563 07 09
info@grupoepelsa.com

FRANCE

EXA - Pesage Electronique
4 rue Rémora.
Zone d'Activités Rémora
33170 Gradignan
Tél :+33 556 757 788
Fax : +33 587 720 012
info@exa-france.com

TOUCHSCALE / K-SCALE USER MANUAL

