



K-Scale TouchScale QUICK GUIDE



The new interface for **K-Scale** and **TouchScale** is intended to facilitate interaction between the user and the scale, taking advantage of the visual power of the screens and intuitively showing the multiple possibilities of this weighing equipment.

The application will provide you the information and ability to immediately edit the database of products, sales, inventory, listings, the marketing tools integrated into your scales such as playlists, videos and images or tracking loyalty points for customers, among others.

Thanks to the ease of access to information on the scale, the application is characterized by attractive and simple menus and submenus, which allow you to program and configure this powerful tool intuitively.

This quick guide will be useful to know the different functions that the application makes available to you, as well as the different levels of information of the scale with which you can familiarize in a simple and fast way.

K-Scale TouthScale

Quick Guide

Menu Structure



LISTINGS, BILLING AND DELETIONS

Billing

Lists Selection

Tickets and Totals Clearing

Tickets Clearing

Clear daily totals

Clear Inventory and Stock

Order Clearing

Clear Packaging Labels

Export CSV



CONFIGURATION

Families

Playlists

Advertising

Counters

Scale settings

Numbering

Identification Texts

Payment Methods

Barcode

EAN13

QR

Code128

VAT

Network of scales

Join a Network of Scales

Separate from the network

Own scales network

Create / Rename Server

Explore

Printers

Ethernet



TOTALS

Totals

Cash Drawer

Loyalty points

Packaging Reports



PROGRAMMING

Item Prices

Programming Articles

Stock, traceability ...

Inventory

Bovine

Extended Generic

Stock control

Nutritional information

Families

Vendors

Customers

Playlists

Home

Main screen of scale management

Lists, Billing and Deletions

 pag. 5

Allows to view and edit lists, access to invoices and export to CSV.

Programming

 pag. 12

It groups functions for the programming of articles, Stock, traceability, Families, etc.

PROG



Configuration

 pag. 7

It allows to configure various aspects of the scale, from its graphic aspect (advertising) to editing forms of payment, etc.



Totals

 pag. 11

Access menu to the management of Totals, Cash Drawer and Loyalty points.



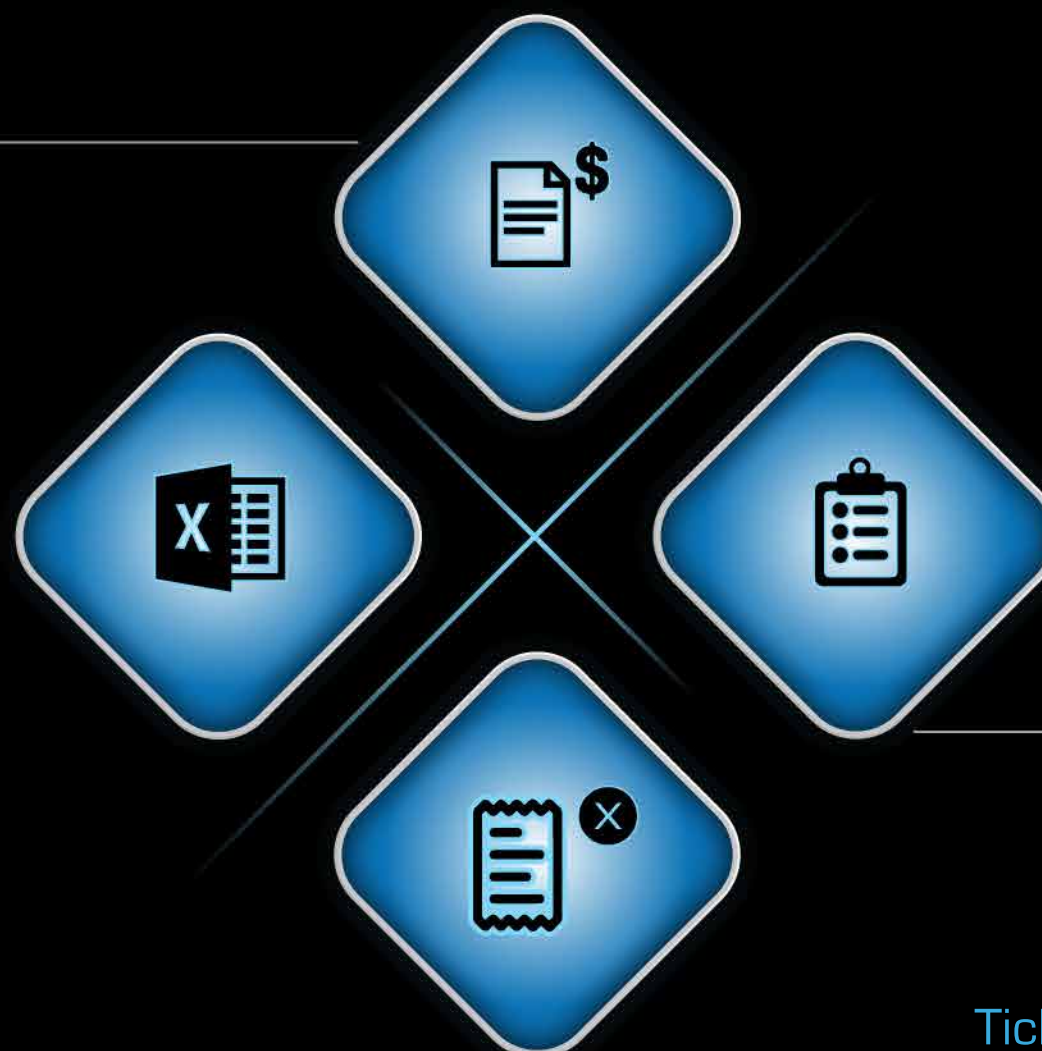
Listings, Billing and Deletions

Billing

Maintenance of the customer invoicing module.

Export CSV

Allows to export the sales data that you select to CSV format.



Lists Selection

Data lists for articles, vendors and direct keys.

Tickets and Totals deletions pag. 6

Although the system can manage the sales volume and store the information automatically, this option allows to delete the monthly documents separately.





Lists, Billing and Deletions

Tickets and Totals Deletions

Tickets Deletions



Packaging Labels deletion



Clear daily totals



Clear Inventory and Stock

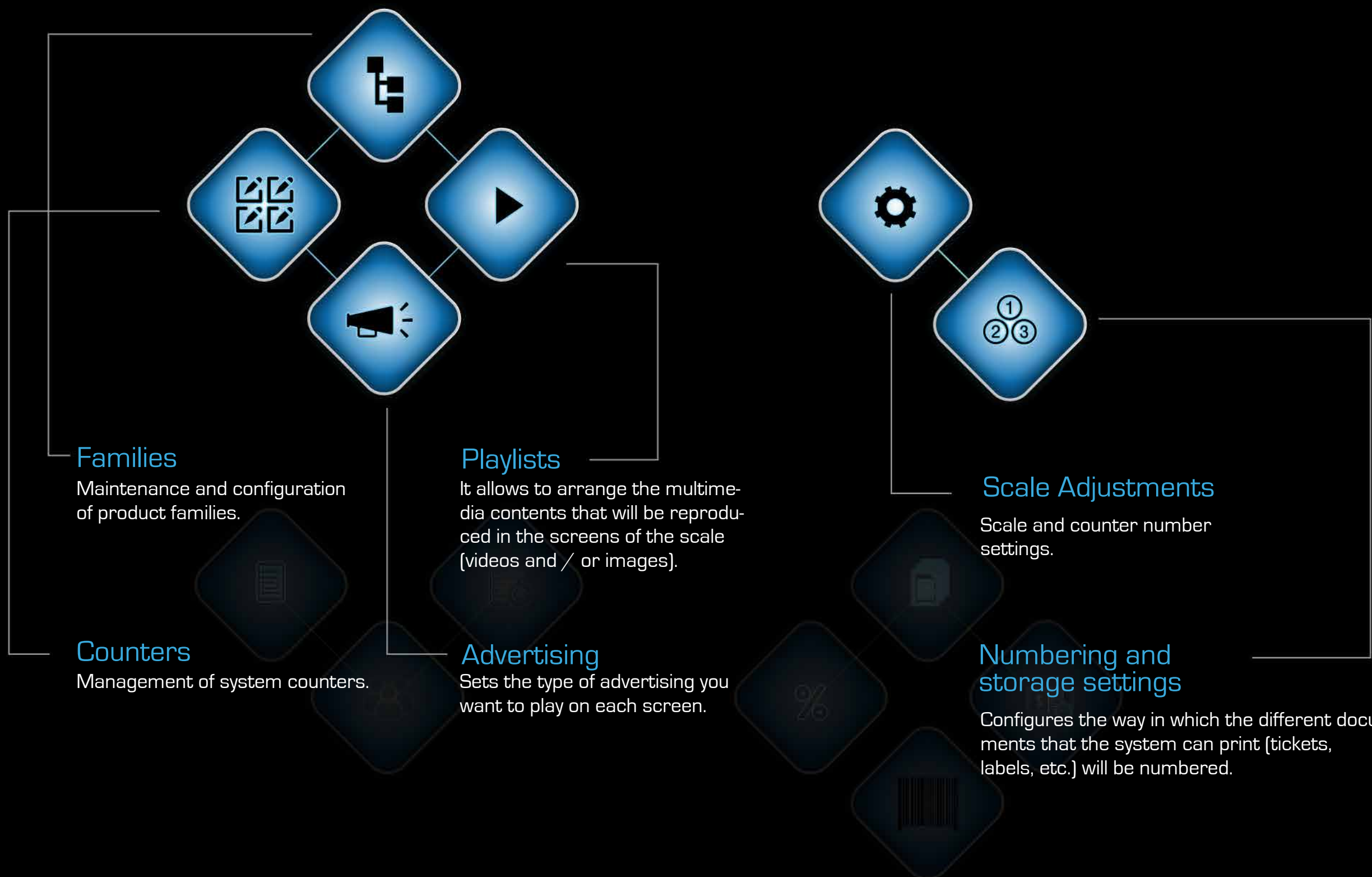
Delete inventory and stock data.

Back Home button



Back to previous screen button

Configuration



Configuration



Scales Network pag. 9

It allows to manage the scales network creating, renaming, joining scales to the network, etc.

Printers

Allows to select the connected printer to print reports and invoices.

Identification texts

Configuration of the texts of welcome and goodbye in tickets, as well as the logo of the company.

VAT

Manages the taxes to apply on the products.

Payment Methods

Management of the payment modalities available in the scale.

Ethernet

Configuration of communication parameters (Ethernet / Wifi).

Barcode pag. 10

Maintenance of bar codes (EAN13, Code128, QR ...)



Configuration

Scales Network

Management of the scale network



Create / Rename Server

Creation of scales network.



Own scales network

Displays the network to which the scale belongs.



Join a Network of Scales

With a network of scales created, allows to incorporate the scale to this network.



Separate from the network

Allows to remove the scale from the network in which it is included.



Explore


Displays all the scales existing in the local network.



Configuration

Barcode

Management of different barcodes.



EAN13

Maintenance of EAN13 codes.

QR

It allows to codify the ticket printed in a QR code.

Code 128

Maintenance of CODE 128 codes.

Totals




Totals

Management of the multiple sales lists available in the scale in sales mode.

Packaging Reports

Management of the multiple lists in the packaging and self-service modes.



Cash Drawer

Maintenance of inputs and outputs.

Loyalty points

Configuring the customer loyalty points module.





Programming

Families

Programming and configuration of product families.

Price Items

Management of articles price changes.

Articles Programming

Maintenance and programming of product information.

Stock, Traceability, etc.

Access to maintenance: Inventory, Stock control, Traceability and Nutritional Information.

 pag. 13

Vendors

Management of the vendors that will operate on the scale.

Customers

Maintenance of customer data and default settings of the sales.

Playlists

It allows to arrange the multimedia contents that will be reproduced in the screens of the scale (videos and / or images).



Programming Stock / Traceability



Stock control Data, traceability and food information.



Inventory

Generation and listing of store inventories.



Stock Control

Maintenance of items stocks.



Bovine

Traceability programming for products derived from the cow / calf.



Extended Generic

Generic traceability management for products without specific traceability.



Nutritional information

Management of nutrition information sheets that also include vitamins and minerals.



The SATURNO range of scales is based on PC technology, incorporating touchscreen for vendor and VGA screen for client.

It offers diverse solutions for each form of work: counter model, hanging, self-service, etc.

All this, combined with an elegant design and a perfect control of peripherals, makes this scale an attractive and functional tool that makes the sale more pleasant, intuitive and visual for seller and buyer. It also provides the vendor with a powerful management and marketing control tool.

Sidebar

Some submenus have different functions in their side-bar.

Language

Select language to use in Desktop.

Change Access

Option to change user.

Encase

-Access to the document designer (tickets and labels)

Backup / Tariffs

-Creation of security backup.
-Management of the different tariffs to apply to the articles.

TeamViewer / Tasks Scheduler

-Access to Team-viewer.
-Programming tasks for a specific date and time
(e.g. "every Friday at 12: 00h create a backup").

Tares / Tare registration by code

Programming and Recording of encoded tares.

Exit

Closes the application.

Manual

Direct access to this guide in pdf format.





GRUPO EPELSA SPAIN

C/ Punto Net, 3
Parque Tecnológico TECNOALCALÁ
28805 ALCALÁ DE HENARES (Madrid)
Telf. +34 91 830 46 16
Fax. +34 91 830 58 64
Email: infomad@grupoepelsa.com

Ctra. Sta. Creu de Calafell, 35
8830 Sant Boi de Llobregat (Barcelona)
Telf. +34 93 654 62 12
Fax. +34 93 654 54 53
Email: infobcn@grupoepelsa.com

Sant Bartomeu, 108-109 Pol. Ind. La Validan
8600 Berga (Barcelona)
Telf. +34 93 822 13 33
Fax. +34 93 821 22 34
Email: infobrg@grupoepelsa.com

Société EXA
4, rue Rémora
Zone d'activités REMORA
33170 GRADIGNAN - FRANCE
Tél. +33.556.75.77.80
Fax +33.556.75.77.81
Email: info@exa-france.com

Servicio de Asistencia Técnica
MADRID. Email: satmad@grupoepelsa.com
SEVILLA. Email: satsevilla@grupoepelsa.com
BARCELONA. Email : satbcn@grupoepelsa.com
GRADIGNAN. Email: llacombe@exa-france.com