



Quick Guide **v. 3.**

TouchScale / K-Scale





Quick guide

TouchScale / K-Scale


The K-Scale and TouchScale menu's principle is to facilitate the interaction between the user and the scale, taking advantage of the visual power of the 15-inch screens and intuitively showing the multiple possibilities that the weighing equipment has.

The application will provide you the information and ability to immediately edit the database of products, sales, inventory, listings, the marketing tools integrated into your scales such as playlists, videos and images or tracking loyalty points for customers, among others.

Thanks to the ease of access to information on the scale, the application is characterized by attractive and simple menus and submenus, which allow you to program and configure this powerful tool intuitively.

This quick guide will be useful to know the different functions that the application makes available to you, as well as the different levels of information of the scale with which you can familiarize in a simple and fast way.

The PC scale is constantly evolving, expanding its functionalities continuously, so this guide may differ in small details from the version you are operating with. Consult us for more information.





HOME

Home screen, here you can manage the shortcuts that will be displayed and you can navigate between the different screens using the buttons on the left.



TOTALS

Sales reports, billing, data export and deletion.



PROGRAM

Manage scale information: counters, families, vendors, barcodes, stock and more options.



CONFIGURATION

Scale settings, appearance, advertising, scale database, user and license management.



SCALE NETWORK

Scale network data, network management and communications.



Scale information, version, etc.



Turn off

Scale network information, Date and Time



Shortcuts

Set shortcuts in a personalized way, adapt the home screen to your liking. These shortcuts are independent for each form of sale.


By default, the following shortcuts are displayed:

- Items
- Items price
- Item offers
- Labeling reports
- Automatic cash
- Backup

QUICK ACCESS TO THE "CLASSIC" MENU OF THE SCALE



TEAMVIEWER



USER SWITCH




ENCASE



SELECTION
FORM OF SALE



WIZARD



QUICK GUIDE



TARES / SCRIPTS



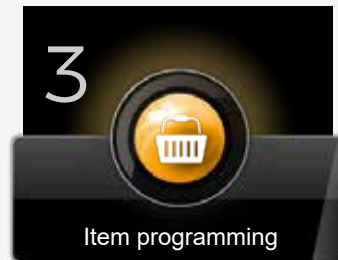
Set-up a single scale un 5 steps



We indicate the number and name (Meat, Fruit, etc.)




Program family



"We complete the form indicating what family does he belong to"



We add the families to the counter and the order on screen



Enter the company data

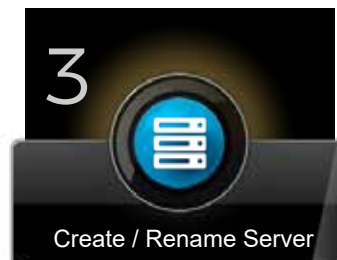
Set-up a scales network in 4 steps



We indicate the number of the scale to connect to the network and the counter to which it belongs



We configure or modify the IP of the network scale



We create or name the server of the network of scales



We select the network we go to connect the balance

MENU STRUCTURE



TOTALS REPORTS

- Sales reports
- Labeling reports
- Lists selector
- Billings
- CSV Export
- Ticket export

DELETING

- Clear tickets
- Clear packet labels
- Clear stock and inventory table
- Clear daily tickets
- Clear self service labels
- Clear shop order



PROGRAM PROGRAM

- Counters
- Families of items
- Items
- Items price
- Price rates
- Item offers
- Quality levels
- VATs

OTHER OPTIONS

- Vendors
- Customers
- Customer order
- Sections of items
- PLU Keys
- Codified tares
- Methods of payment

BARCODE

- EAN13
- Code128
- QR
- EAN128

STOCK

- Stock control
- Inventory
- Shrinkage
- Shop Order

TRACEABILITY

- Bovine
- Extended generic
- Nutrition cards

MORE

- Shortcuts
- Quick sale keys
- Over/Under levels
- Ticket marks



CONFIGURATION SETTINGS

- Scale settings
- Numbering
- Working mode maintenance
- Working settings
- Loyalty points

AUTOMATION

- Scheduler
- Update application
- Scripts

APPEARANCE

- Appereance
- Colors
- Sound
- Language
- Date and time

ADVERTISING / TEXTS

- Company identification & text
- Advertising
- Advertisement playlists

DATABASE

- Save backup
- Reset backup
- Restore backup

DEVICES

- Printers
- Automatic turn
- Automatic cash
- Payment card
- Operative add-ons

USERS

- Users
- Default users selection
- User switch

ADDONS

- Add-on licenses
- Fiscal register

WEIGHT CONFIGURATION

- Weight calibration
- Weight configuration
- Weight verification
- Scale serial number

DATALOGGER

- Datalogger
- Technical service



SCALE NETWORK SCALE NETWORK

- Ethernet
- Join to network
- Own scale network
- Copy database
- Make / rename server
- Unjoin from network
- Explore
- Communications



TOTALS

REPORTS



Sales reports



Billings



Labeling reports



CSV Export



Lists selector



Ticket export

DELETING



Clear tickets



Clear daily tickets



Clear packet labels



Clear self service labels



Clear stock and
inventory table



Clear shop order



PROGRAM

PROGRAM



Counters



Families of items



Items



Items price



Price rates



Item offers



Quality levels



VATs

BARCODE



EAN13



Code128



QR



EAN128

OTHER OPTIONS



Vendors



Customers



Customer order



Sections of items



PLU Keys



Codified tares



Methods of payment

STOCK



Stock control



Inventory



Shrinkage



Shop Order

TRACEABILITY



Bovine



Extended generic



Nutrition cards

MORE



Shortcuts



Quick sale keys



OverUnder levels



Ticket marks



CONFIGURATION



1 / 2



SETTINGS



Scale settings



Numbering



Working mode
maintenance



Working settings



Loyalty points

APPEARANCE



Appereance



Colors



Sound



Language



Date and time

DATABASE



Save backup



Reset backup



Restore backup

DEVICES



Printers



Automatic turn



Automatic cash



Payment card



Operative add-ons

AUTOMATION



Scheduler



Update application



Scripts

ADVERTISING / TEXTS



Company
identification & text



Advertising



Advertisement
playlists

ADDONS



Add-on licenses



Fiscal register

P. 2

CONFIGURATION



CONFIGURATION



2/2



USERS



Users



Default users
selection



User switch

WEIGHT CONFIGURATION



Weight calibration



Weight configuration



Weight verification



Scale serial number

DATALOGGER



Datalogger



Technical service



P. 1
CONFIGURATION



SCALE NETWORK



SCALE NETWORK





MADRID

C/Punto Net, 3
Parque Tecnológico TECNOALCALÁ
28805 Alcalá de Henares Madrid
Telf. +34 91 830 46 16
Fax. +34 91 830 58 64
info@grupoepelsa.com

BARCELONA / Berga

Sant Bartomeu, 106-109
Pol.Ind. La Valldan
08600 Berga (Barcelona)
Telf.. +34 93 822 13 33
info@grupoepelsa.com

BARCELONA / Cornellá de Llobregat

Passeig del Ferrocarrils Catalans, 117.
3ª Planta, Oficina 25
08940 Cornellá de Llobregat (Barcelona)
Telf.. +34 93 654 62 12
info@grupoepelsa.com

SEVILLA

Pol. Industrial La Red
Calle 25 Nave 16
41500 Alcala de Guadaira (Sevilla).
Telf. +34 95 563 07 09
info@grupoepelsa.com

FRANCE

EXA – Pesage Electronique
4 rue Rémora.
Zone d'Activités Rémora
33170 Gradignan
Tél :+33 556 757 780
Fax : +33 587 720 012
info@exa-france.com

GRUPOEPELSA.COM

TOUCHSCALE / K-SCALE QUICK GUIDE

